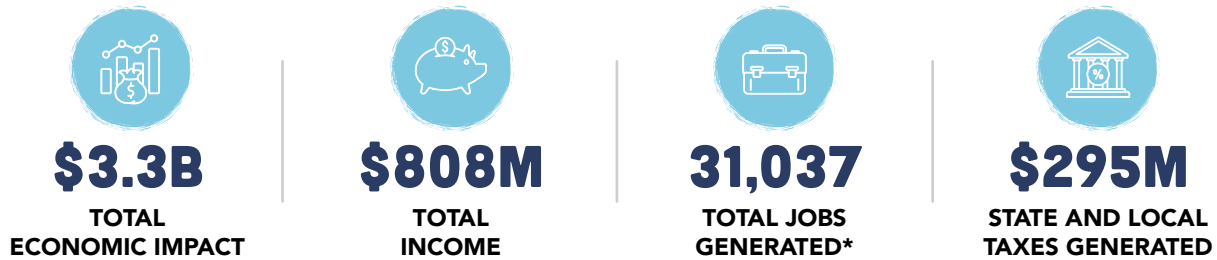


ECONOMIC IMPACT OF VISITORS VIRGINIA BEACH • 2021

SUMMARY ECONOMIC IMPACTS

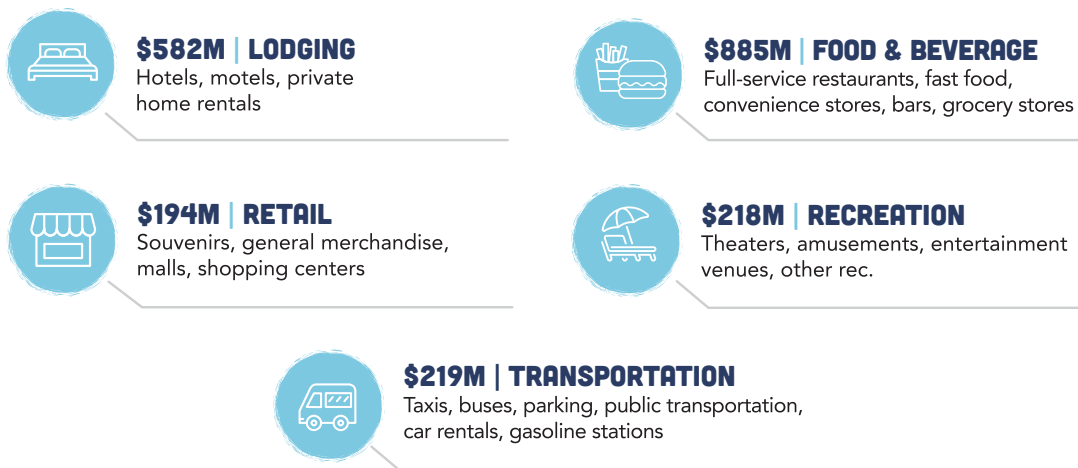


DIRECT VISITOR SPENDING IMPACT

The travel sector is an integral part of the Virginia Beach economy. In 2021, tourism-supported jobs accounted for more than 15% of all jobs in the city.



VISITOR SPENDING BY SECTOR

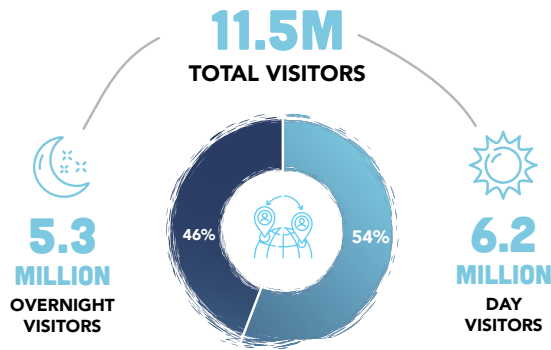


SOURCE: Tourism Economics, 2021

*Includes indirect and induced labor per the USTA definitions.

ECONOMIC IMPACT OF VISITORS VIRGINIA BEACH • 2021

OVERNIGHT VS. DAY VISITORS

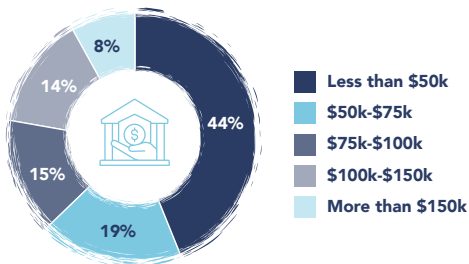


AVG LENGTH OF STAY

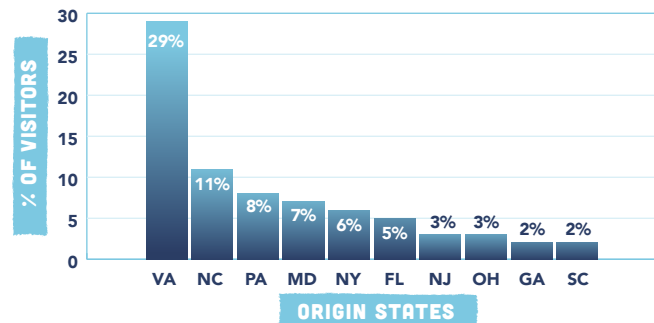


OVERNIGHT VISITOR PROFILE

HOUSEHOLD INCOME



TOP 10 ORIGIN STATES



VISITORS THROUGH VISITOR SERVICES LOCATIONS

VISITOR INFORMATION LOCATION	VIRGINIA BEACH YTD VISITATION		% DIFFERENCE
	FY 2020-2021	FY 2021-2022	
Chesapeake Bay Center	9,859	22,768	131%
Visitor Center	11,110	13,781	24%
24th Street Kiosk	3,024	9,697	221%
17th Street Kiosk	2,118	6,710	217%
Welcome Desks/Special Events	—	851	N/A
TOTAL	26,111	53,807	106%